
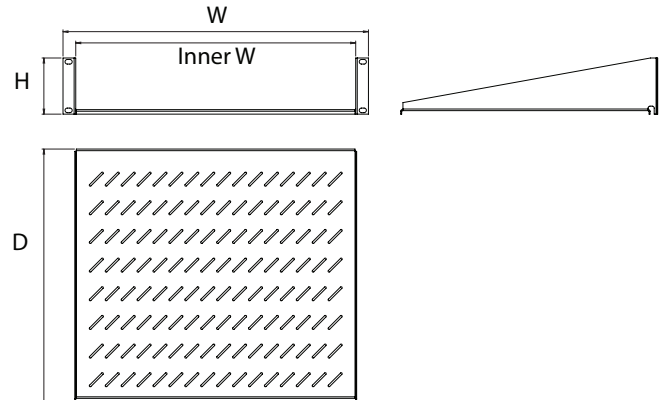


## 19" Cantilever Shelf




<b>Material</b> 1.5 mm Steel	<b>Maximum Static Load</b> 15-25 kg
<b>Finish</b> Electrostatic Powder Paint	<b>Packaging</b> One piece in a box

H (U)	D (mm)	W (mm)	Inner W (mm)	Weight kg	Part No
1U	150	483	437	0,84	CCA-X-1001
2U	250	483	437	1,58	CCA-X-1002
2U	400	483	437	2,43	CCA-X-1003

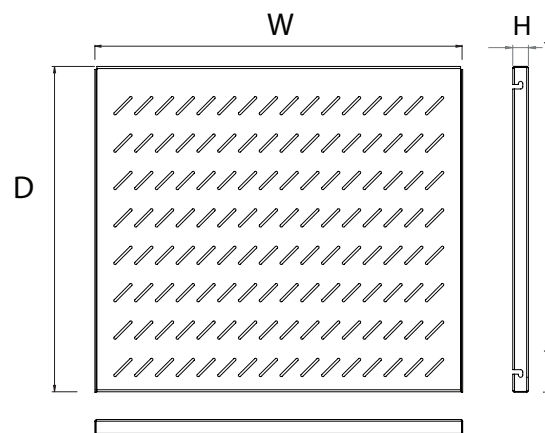


## 19" Fixed Shelf



<b>Material</b> 1.0 mm Steel	<b>Maximum Static Load</b> 50 kg
<b>Finish</b> Electrostatic Powder Paint	<b>Packaging</b> One piece in a box

H (U)	D (mm)	W (mm)	Weight kg	Part No
1U	345	465	1,22	CCA-X-1004
1U	525	465	1,83	CCA-X-1005
1U	700	465	2,44	CCA-X-1006
1U	900	465	3,05	CCA-X-1007



\* X : Color code = 7: RAL 7035 (Grey); 9: RAL 9005 (Black)