

RG-NBR6000 Series Reyee High-performance Cloud Managed Security Router

DATASHEET



Highlights

- High performance, "All-in-One" cloud managed security router.
- All-in-one: Self-security + network behavior audit + IPS = NBR.
- Flexible linkage with Ruijie multi-software platform.
- L7 DPI and intelligent flow control in VPN tunnels.

Highlight Features

High Performance, "All-in-One" Security Router

2.5 Gbps
2000 Users

500 Mbps
200 Users

Up to 2.5Gbps Throughput

Up to 2000 Concurrent Users

10G SFP+Port Uplink

Up to 1000 IPSec Tunnels

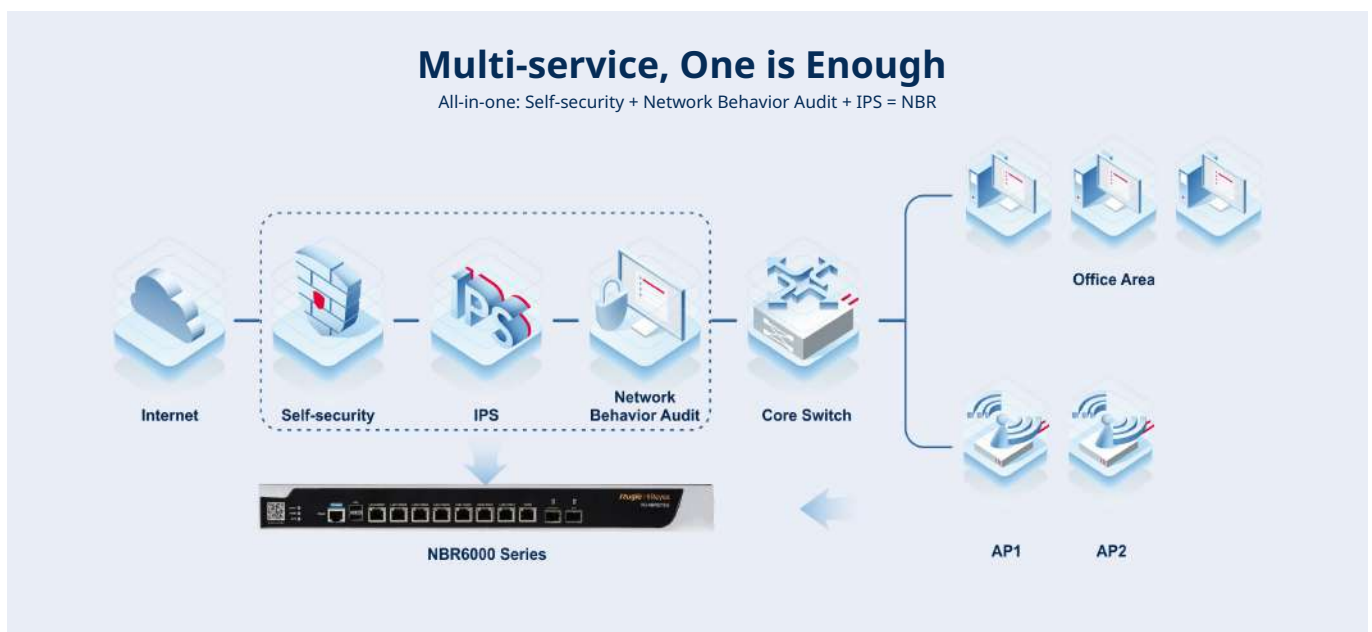
Free Cloud Management

RG-NBR6215-E

RG-NBR6210-E

RG-NBR6205-E

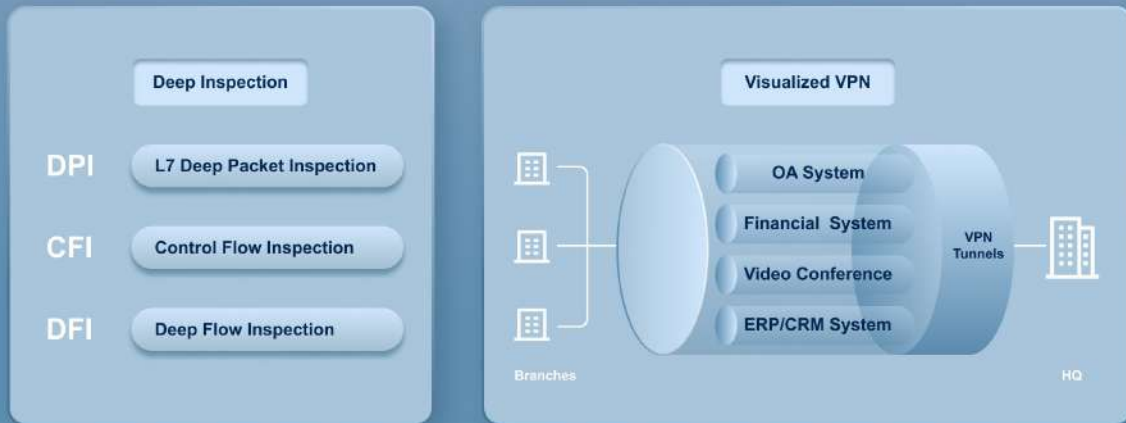
RG-NBR6120-E



Highlight Features

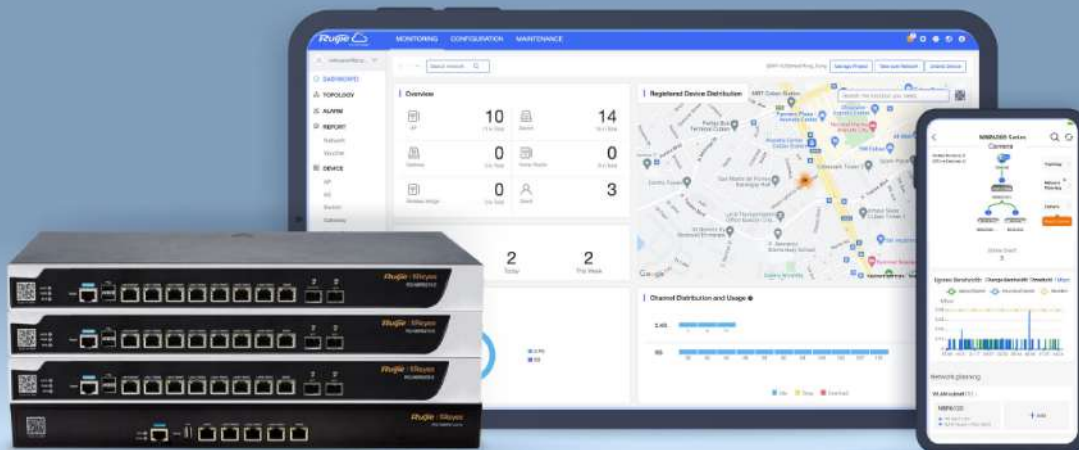
L7 DPI and Intelligent Flow Control in VPN Tunnels

Not only powerful behavior management(2500+ rules library) based on L7 DPI, but also visualized VPN, to guarantee key service in tunnel.



Cloud, Make Your Business Easy

- Self-organization network
- Scenario-based configuration guide
- Marketing portal authentication
- Quickly advanced service setup by APP
- Cloud APP maintenance remotely



Specifications

Hardware Specifications

Specification	RG-NBR6120-E	RG-NBR6205-E	RG-NBR6210-E	RG-NBR6215-E
Basic Specifications				
WAN Port	1 x 10/100/1000 Base-T port	1 x 10/100/1000 Base-T port	1 x 10/100/1000 Base-T port	1 x 10/100/1000 Base-T port
LAN Port	1 x 10/100/1000 Base-T port	1 x 10/100/1000 Base-T port	1 x 10/100/1000 Base-T port	1 x 10/100/1000 Base-T port
LAN/WAN Switchable Port	3 x 10/100/1000 Base-T port	6 x 10/100/1000 Base-T ports 2 x 1GBase-X SFP ports	6 x 10/100/1000 Base-T ports 2 x 1GBase-X SFP ports	6 x 10/100/1000 Base-T ports 1 x 1GBase-X SFP port 1 x 10GBase-X SFP+ port
Throughput	600 Mbps	1.5 Gbps	2.5 Gbps	2.5 Gbps
Client (Recommended)	200	500	1000	2000
System Specifications				
CPU	2 Cores, 880 MHz	2 Cores, 1.2 GHz	3 Cores, 1.2 GHz	4 Cores, 1.2 GHz
SDRAM/RAM	512 MB	2 GB	2 GB	2 GB
Flash Memory	4 GB EMMC	8 GB EMMC + 8 MB SPIFLASH	8 GB EMMC + 8 MB SPIFLASH	8 GB EMMC + 8 MB SPIFLASH
Hard Disk Drive	Not Support	1 TB (Not delivered with the router, can be added)	1 TB (Not delivered with the router, can be added)	1 TB (Not delivered with the router, can be added)
Physical Specifications				
LED	1 x System Status LED 1 x Power Status LED	1 x System Status LED 1 x Power Status LED 1 x SATA LED	1 x System Status LED 1 x Power Status LED 1 x SATA LED	1 x System Status LED 1 x Power Status LED 1 x SATA LED
Button	1 x Power button	1 x Power button	1 x Power button	1 x Power button
Dimensions (W x D x H)	440 mm x 43.6 mm x 200 mm (17.32 in. x 1.72 in. x 7.87 in., without rubber pads)	440 mm x 43.6 mm x 200 mm (17.32 in. x 1.72 in. x 7.87 in., without rubber pads)	440 mm x 43.6 mm x 200 mm (17.32 in. x 1.72 in. x 7.87 in., without rubber pads)	440 mm x 43.6 mm x 200 mm (17.32 in. x 1.72 in. x 7.87 in., without rubber pads)
Mounting Method	Rack-mounted	Rack-mounted	Rack-mounted	Rack-mounted

Specifications

Hardware Specifications

Specification	RG-NBR6120-E	RG-NBR6205-E	RG-NBR6210-E	RG-NBR6215-E
Rack Size	1U 19-inch Rack-mounted	1U 19-inch Rack-mounted	1U 19-inch Rack-mounted	1U 19-inch Rack-mounted
Fan	N/A	2	2	2
Environment				
Operating Temperature	-5°C to 45°C (23°F to 113°F)	0°C to 45°C (32°F to 113°F)	0°C to 45°C (32°F to 113°F)	0°C to 45°C (32°F to 113°F)
Operating Humidity	10% to 90% RH (non-condensing)	10% to 90% RH (non-condensing)	10% to 90% RH (non-condensing)	10% to 90% RH (non-condensing)
Performance				
PPPoE Server Accounts	200	500	1000	2000

Software Specifications

Basic Features

Internet Access Mode	PPPoE Client DHCP Client Static IP	PPPoE Client DHCP Client Static IP	PPPoE Client DHCP Client Static IP	PPPoE Client DHCP Client Static IP
Access Mode Auto-Identification	✓	✓	✓	✓
WAN Address Collision Avoidance	✓	✓	✓	✓
VLAN	✓	✓	✓	✓
IPv6	✓	✓	✓	✓
SNMP	✓	✓	✓	✓

Network Management

Port Isolation	✓	✓	✓	✓
Port Mirroring	✓	✓	✓	✓
LAN Port Link Aggregation	Not Support	✓	✓	✓
Behavior Management	App Block (Time/IP-based Policy) Website Filtering Blacklist/Whitelist			

Specifications

Software Specifications

Specification	RG-NBR6120-E	RG-NBR6205-E	RG-NBR6210-E	RG-NBR6215-E
Application Identification	✓	✓	✓	✓
Application Priority	✓	✓	✓	✓
Flow Control	User Flow Control Policies IP-based Automatic Bandwidth Assignment VPN Flow Control			
System Log	✓	✓	✓	✓
Log Storage	✓	✓	✓	✓
Fault Diagnosis	✓	✓	✓	✓
Authentication	Portal Authentication Password Authentication Voucher Authentication SMS Authentication			
VPN				
L2TP VPN	✓	✓	✓	✓
PPTP VPN	✓	✓	✓	✓
IPsec VPN	✓	✓	✓	✓
L2TP/PPTP Tunnels	16	400	600	1000
L2TP/IPsec VPN Performance	8 Mbps	400 Mbps	600 Mbps	1000 Mbps
Routing				
Static Routing	✓	✓	✓	✓
RIP/RIPng	✓	✓	✓	✓
OSPFv2	✓	✓	✓	✓
OSPFv3	Not Support	✓	✓	✓
Equal-Cost Multi-Path Routing	✓	✓	✓	✓
Policy-Based Routing	✓	✓	✓	✓

Specifications

Software Specifications

Specification	RG-NBR6120-E	RG-NBR6205-E	RG-NBR6210-E	RG-NBR6215-E
Active/Standby Switchover of Ports	✓	✓	✓	✓
WAN Load Balancing	✓	✓	✓	✓
Network				
PPPoE Client	✓	✓	✓	✓
PPPoE Server	Support (CLI)	Support (CLI)	Support (CLI)	Support (CLI)
DHCP Server	✓	✓	✓	✓
DHCP Snooping	✓	✓	✓	✓
DNS Client	✓	✓	✓	✓
DNS Server	✓	✓	✓	✓
DNS Proxy	✓	✓	✓	✓
FTP Client	✓	✓	✓	✓
FTP Server	✓	✓	✓	✓
TFTP Client	✓	✓	✓	✓
NTP Client	Not Support	✓	✓	✓
DDNS	Cloud DNS	Cloud DNS	Cloud DNS	Cloud DNS
NAT	✓	✓	✓	✓
SNMP	✓	✓	✓	✓
Ruijie Cloud	✓	✓	✓	✓
ACL				
ACL	✓	✓	✓	✓
Time-based Extended ACL	✓	✓	✓	✓

Specifications

Software Specifications

Specification	RG-NBR6120-E	RG-NBR6205-E	RG-NBR6210-E	RG-NBR6215-E
Security				
SYN Flood Attack Guard	Not Support	✓	✓	✓
UDP Flood Attack Guard	Not Support	✓	✓	✓
ICMP Flood Attack Guard	Not Support	✓	✓	✓
ICMP Redirection Attack Guard	Not Support	✓	✓	✓
ICMP Unreachable Packet Attack Guard	Not Support	✓	✓	✓
Fraggle Attack Guard	Not Support	✓	✓	✓
Overlength ICMP Packet Attack Prevention	Not Support	✓	✓	✓
Winnuke Attack Guard	Not Support	✓	✓	✓
IP-based Security Domain Division	Not Support	✓	✓	✓
Security Domain Division based on Physical Port (Sub Interface and Aggregation Port) and Dialup Port	Not Support	✓	✓	✓
Service and Support				
Cloud Management	✓	✓	✓	✓
App Management	✓	✓	✓	✓
App Upgrade	✓	✓	✓	✓
App Restart	✓	✓	✓	✓

Package Contents

Package Contents	RG-NBR6120-E	RG-NBR6205-E	RG-NBR6210-E	RG-NBR6215-E
Router	1	1	1	1
Power Cord	1	1	1	1
Power Cord Retention Clip	1	1	1	1
Rubber Pads	4	4	4	4
Mounting Brackets	2	2	2	2
M4 x 8 mm Screws	6	6	6	6
DB-9 Console Cable	1	1	1	1
Ethernet Cable	1	1	1	1
User Manual	1	1	1	1
Warranty Card	1	1	1	1
Package Weight	14.66 kg	17.08 kg	17.08 kg	17.08 kg
Package Dimension (w x d x h)	560 mm x 470 mm x 380 mm	560 mm x 470 mm x 380 mm	560 mm x 470 mm x 380 mm	560 mm x 470 mm x 380 mm

Ruijie | RCYCC

 **R**edefine your **e**asy network

Copyright ©2000-2023 Ruijie Networks Co., Ltd. All rights reserved.

No part of this document may be reproduced or transmitted in any form or any means without prior written consent of Ruijie Networks Co., Ltd.

Notice

This content is applicable only to regions outside the China mainland. Ruijie Networks Co., Ltd. reserves the right to interpret this content.

The information contained herein is subject to change without notice. Nothing herein should be construed as constituting an additional warranty. Ruijie Networks Co., Ltd. shall not be liable for technical or editorial errors or omissions contained herein.



Ruijie Networks Co., Ltd.
Building 19, Juyuanzhou Industrial Park, No.618 Jinshan
Road, Cangshan District, Fuzhou, Fujian, China
Website: <https://www.ruijienetworks.com>