



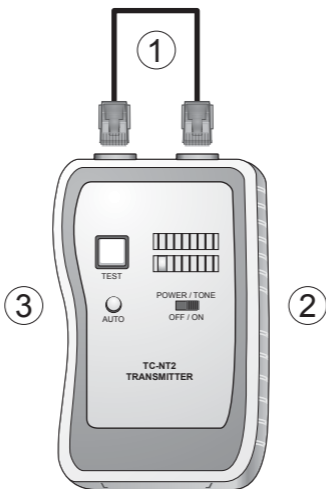
## Network Cable Tester TC-NT2

## Install the battery

1. Slide the cover off the TC-NT2 transmitter.
2. Connect and insert the battery.
3. Slide the cover back on to the TC-NT2 transmitter.

## RJ-11/RJ-45 Cable Test

1. Connect one end of an RJ-11 or RJ-45 cable to the remote port on the TC-NT2 transmitter. Connect the other end of the RJ-11 / RJ-45 cable to the loopback port on the TC-NT2 transmitter.
2. Switch the power button to the "On" position.
3. Press the auto (automatic) or test (manual) button.



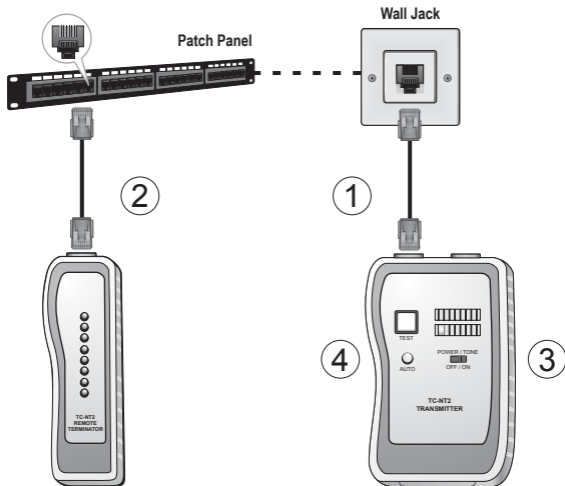
## Remote Testing

### Note:

Do NOT use the TC-NT2 for live wire testing. The TC-NT2 is for testing cables only. Do not connect the TC-NT2 to an Ethernet cable that is connected to a switch, router, computer, etc. Doing so will damage the device. Ensure the cable being tested is not connected to a live device.

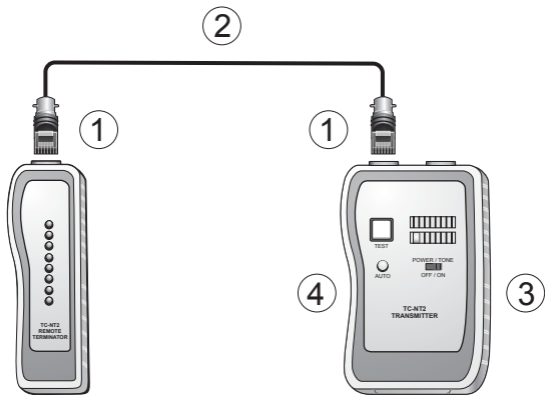
### RJ-45 Cable

1. Connect one end of a RJ-45 cable to the TC-NT2 transmitter. Connect the other end of the RJ-45 cable into the wall jack.
2. Connect one end of a network cable to the remote port on the TC-NT2 remote terminator. Connect the other end of the network cable into the patch panel in your wiring closet.
3. Push the power button on the TC-NT2 transmitter to the "On" position.
4. Press the auto (automatic) or test (manual) button.



## **BNC Cable (For Ethernet Network Only)**

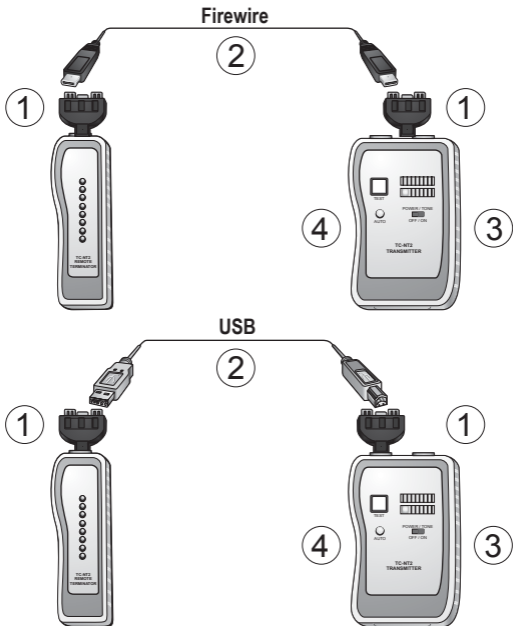
1. Connect one RJ-45 to BNC connector to the remote port on the TC-NT2 transmitter. Connect the other RJ-45 to BNC connector to the loopback port on the TC-NT2 remote terminator.
2. Connect one end of a BNC cable to the TC-NT2 remote transmitter. Connect the other end of the BNC cable to the TC-NT2 transmitter.
3. Push the power button on the TC-NT2 transmitter to the "On" position.
4. Press the auto (automatic) or test (manual) button.



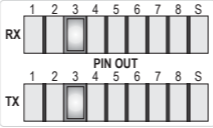
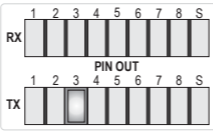
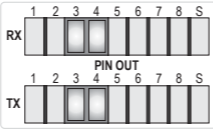
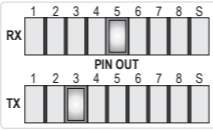
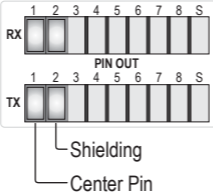
## Optional Accessory TC-NTUF (Sold Separately)

### IEEE 1394 (6-pin) / USB Cable

1. Connect one TC-NTUF to the remote port on the TC-NT2 transmitter. Connect another TC-NTUF to the loopback port on the TC-NT2 remote terminator.
2. Connect one end of a USB or Firewire cable to the TC-NT2 remote transmitter. Connect the other end of the USB or Firewire cable to the TC-NT2 transmitter.
3. Switch the power button on the TC-NT2 transmitter to the "On" position.
4. Press the auto (automatic) or test (manual) button.



## LED Status

<p>Good</p>		<p>Pin 3 is wired correctly</p>
<p>Bad (Open)</p>		<p>Pin 3 is not continuous (Broken line)</p>
<p>Bad (Short)</p>		<p>Pin 3 and 4 are shorted (Both pins are contacting each other)</p>
<p>Bad (Cross wired)</p>		<p>Pin 3 and 5 are cross wired</p>
<p>BNC</p>		<p>BNC cable is good</p>

# Declaration of Conformity



## Company Information:

Company Name:  
TRENDnet, Inc.

Company Address:  
20675 Manhattan Place  
Torrance, CA 90501  
USA

## Product Information:

Product Description:  
Network Cable Tester

Model Number:  
TC-NT2

Brand Name:  
TRENDnet



## Technical Standards:

EN 55022: 2010 Class B  
EN 61000-3-2: 2006 + A1: 2009 + A2: 2009  
EN 61000-3-3: 2008  
EN 55024: 2010

## Declaration:

*This product is herewith confirmed to comply with the Directive of 2004/108/EC.*

*I hereby declare that the products and devices mentioned above are consistent with the standards and provisions of the guidelines.*

Sonny Su

Name

February 26, 2013

Date

Director of Technology

Title

Signature

## Coordonnées du fournisseur:

Nom:

TRENDnet, Inc.

Adresse:

20675 Manhattan Place  
Torrance, CA 90501  
USA

## Détails du produit:

Nom du produit:

Testeur de câble réseau

Modèle:

TC-NT2

Nom Commercial:

TRENDnet



## Détails standard applicable:

EN 55022: 2010 Class B  
EN 61000-3-2: 2006 + A1: 2009 + A2: 2009  
EN 61000-3-3: 2008  
EN 55024: 2010

## Déclaration:

*Ce produit est conforme à la directive 2004/108/CE.*

*Je déclare par la présente que les produits et appareils mentionnés ci-dessus sont conformes aux standards et aux dispositions des directives.*

Sonny Su

Name

February 26, 2013

Date

Director of Technology

Title



Signature



---

**Limited Warranty**

TRENDnet warrants its products against defects in material and workmanship, under normal use and service, for the following length of time from the date of purchase. Warranty: 1 year limited warranty (When Applicable: 1 year warranty for power adapter, power supply, and cooling fan components.) Visit [TRENDnet.com](http://TRENDnet.com) to review the full warranty policy, rights, and restrictions for this product.

**Technical Support**

If you are having issues installing your new product, TRENDnet's website has the latest in software updates, documentation, and product support. Visit us at [www.trendnet.com](http://www.trendnet.com).

**Register Your Product**

To ensure the highest level of customer service and support, please take a moment to register your product Online at: [www.trendnet.com/register](http://www.trendnet.com/register). Thank you for choosing TRENDnet.

---

**Garantie Limitée**

TRENDnet garantit ses produits contre les défauts matériels et de fabrication, dans des conditions normales d'utilisation et de service, pour les durées suivantes, à compter de la date de leur achat. Limitée: 1 an de garantie limitée (Si applicable: 1 an de garantie sur l'adaptateur secteur, l'alimentation en énergie et les composants du ventilateur de refroidissement.) Visitez [TRENDnet.com](http://TRENDnet.com) pour lire la politique complète de garantie, les droits et les restrictions s'appliquant à ce produit.

**Support Technique**

Si vous rencontrez des problèmes pour installer votre nouveau produit, veuillez consulter notre site Internet pour les mises à jour de logicielles, de documentation et de support du produit. Visitez-notre site sur [www.trendnet.com](http://www.trendnet.com).

**Enregistrez votre produit**

Afin d'être sûr de recevoir le meilleur niveau de service clientèle et le meilleur support possibles, veuillez prendre le temps d'enregistrer votre produit en ligne sur: [www.trendnet.com/register](http://www.trendnet.com/register). Nous vous remercions d'avoir choisi TRENDnet.

---

**Begrenzte Garantie**

TRENDnet garantiert, dass seine Produkte bei normaler Benutzung und Wartung während der nachfolgend genannten Zeit ab dem Kaufdatum keine Material- und Verarbeitungsschäden aufweisen. Garantie: 1-Jahres-Garantie (Soweit zutreffend: 1 Jahr Garantie für Netzteil, Stromkabel und Ventilator.) Alle Garantiebedingungen, Rechte und Einschränkungen für dieses Produkt finden Sie auf [TRENDnet.com](http://TRENDnet.com).

**Technischer Support**

Bei Problemen mit der Installation Ihres neuen Produktes, schauen Sie sich zuerst auf der Webseite von TRENDnet nach den neuesten Software-Updates, Dokumentation und Produkt-Support um. Besuchen Sie uns auf [www.trendnet.com](http://www.trendnet.com).

**Registrieren Sie Ihr Produkt**

Nehmen Sie sich bitte einen Moment Zeit und registrieren Sie Ihr Produkt online, so dass Sie unsere umfassenden Support- und Kundendienstleistungen in Anspruch nehmen können: [www.trendnet.com/register](http://www.trendnet.com/register). Vielen Dank für den Kauf eines TRENDnet-Produkts.

---

**Garantía Limitada**

TRENDnet garantiza sus productos contra defectos en los materiales y mano de obra, bajo uso y servicio normales, durante el siguiente periodo de tiempo a partir de la fecha de compra. Garantía: 1 años (Cuando proceda: 1 año de garantía para componentes de adaptadores de corriente, fuente de alimentación y ventiladores de refrigeración.) Visite [TRENDnet.com](http://TRENDnet.com) para revisar la política de garantía, derechos y restricciones para este producto.

**Soporte Técnico**

Si usted está teniendo problemas para instalar su nuevo producto, el sitio web de TRENDnet tiene lo último en actualizaciones de software, documentación y soporte técnico.

Visitenos a [www.trendnet.com](http://www.trendnet.com)

**Registre su producto**

Para asegurar los más altos niveles de servicio y apoyo al cliente, registre su producto en línea en: [www.trendnet.com/register](http://www.trendnet.com/register). Gracias por elegir TRENDnet.

---

**Ограниченная гарантия**

Гарантия компании TRENDnet распространяется на дефекты, возникшие по вине производителя, при соблюдении условий эксплуатации и обслуживания в течение установленного периода с момента приобретения. (Продукт:

Ограниченная гарантия: 1 год.ограниченная гарантия (Распространяется: На протяжении 1 года на силовые адаптеры, источники питания и компоненты вентилятора охлаждения) Полную версию гарантийных обязательств, а также права пользователя и ограничения при эксплуатации данного продукта смотрите на вебсайте TRENDnet.com.

**Техническая поддержка**

Если у вас возникли вопросы по установке нового продукта, на сайте компании TRENDnet вы найдете обновления программного обеспечения, документацию и техническую поддержку. Посетите нас на [www.trendnet.com](http://www.trendnet.com).

**Зарегистрируйте свой продукт**

Для того, чтобы воспользоваться сервисным обслуживанием и поддержкой на высшем уровне, предлагаем вам зарегистрировать свой продукт в режиме онлайн **з д е с ь** : <http://www.trendnet.ru/products/registration.php>. Благодарим Вас за то, что Вы выбрали TRENDnet.

**Garantia Limitada**

TRENDnet garante seus produtos contra defeitos em material e mão de obra, sob condições normais de uso e serviço, pelo seguinte tempo a partir da data da compra. Garantia: Garantia limitada de 1 anos. (Quando aplicável: 1 ano de garantia para adaptador de tensão, fonte e componentes de ventoinhas). Visite [TRENDnet.com](http://TRENDnet.com) para conhecer a política de garantia completa, direitos e restrições para este produto.)

**Suporte Técnico**

Se você encontrar dificuldades na instalação de seu novo produto, o website da TRENDnet dispõe das atualizações mais recentes de software, documentação e suporte de produtos. Visitenos [www.trendnet.com](http://www.trendnet.com).

**Registre Seu Produto**

Para garantir o alto nível do service e suporte ao consumidor, por favor tire um minuto para registra seu produto Online em: [www.trendnet.com/register](http://www.trendnet.com/register). Agradecemos por ter escolhido TRENDnet.

**Piiratud garantii**

TRENDneti tavatingimustes kasutatavatel ja hooldatavatel toodetel on järgmise ajavahemiku jooksul (alates ostukuupäevast) tootmis-ja materjalidefektide garantii. garantii: 1-aastane piiratud garantii. (Garantii kohaldatakse: toiteadapteri, toiteallika ja jahutusventilaatori osadel on 1-aastane garantii.) Täisgarantii põhimõtete, õiguste ja piirangute kohta leiate lisateavet saidilt [TRENDnet.com](http://TRENDnet.com).

**Tehniline tugi**

Kui sul on küsimusi oma uue toote paigaldamisele, TRENDneti kodulehel on viimased tarkvara uuendused, dokumentatsioon ja tootetugi. Külasta meie kodulehte [www.trendnet.com](http://www.trendnet.com).

**Teie seadmete registreerimine**

Et kindlustada teid parima teeninduse ja toega, palun leidke moment, et registreerida teie toode **O n L i n e s** - [www.trendnet.com/register](http://www.trendnet.com/register). Täname, et te valisite TRENDnet'i.



Waste electrical and electronic products must not be disposed of with household waste. Please recycle where facilities exist. Check with your Local Authority or Retailer for recycling advice.

**Note**

The Manufacturer is not responsible for any radio or TV interference caused by unauthorized modifications to this equipment. Such modifications could void the user's authority to operate the equipment.

**Advertencia**

En todos nuestros equipos se mencionan claramente las características del adaptador de alimentación necesario para su funcionamiento. El uso de un adaptador distinto al mencionado puede producir daños físicos y/o daños al equipo conectado. El adaptador de alimentación debe operar con voltaje y frecuencia de la energía eléctrica domiciliaria existente en el país o zona de instalación.



## Product Warranty Registration

Please take a moment to register your product online.  
Go to TRENDnet's website at <http://www.trendnet.com/register>

TRENDnet  
20675 Manhattan Place, Torrance, CA 90501. USA

Copyright ©2013. All Rights Reserved. TRENDnet.