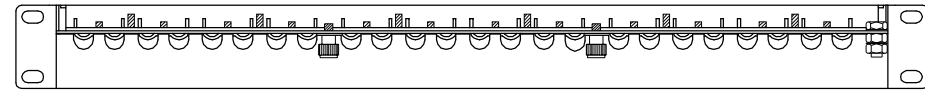


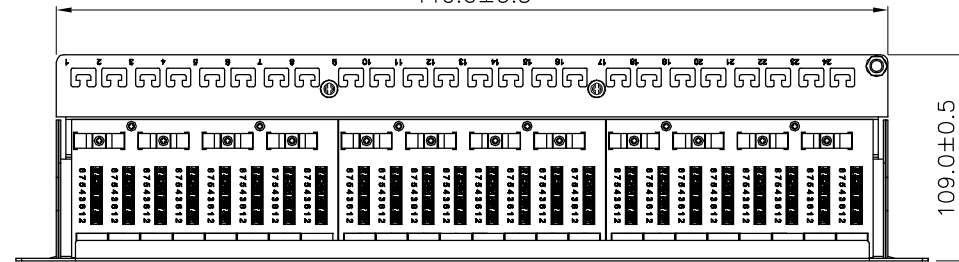
KRONE 45°-110 DUAL IDC

RJ45 RIGHT ANGLE JACK

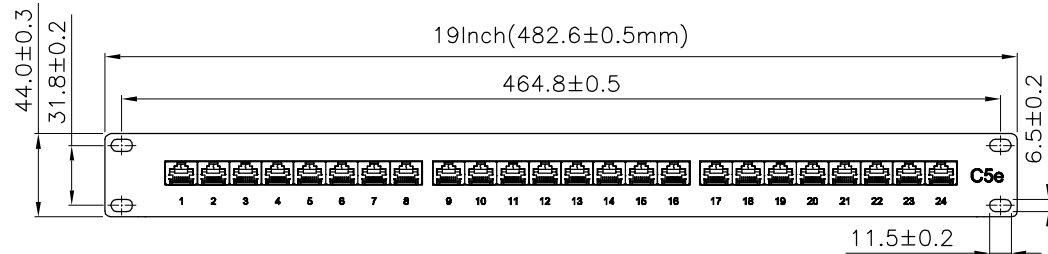
SCALE 1/4



440.0±0.5



109.0±0.5



Specification :

Material :

1. Panel : SECC, 1.2 mm thickness with optional color painted.
2. RJ45 Jack :
  - 2-1. Housing : PBT+Glass Fiber, UL 94V-0.
  - 2-2. Contact Bracket : PBT+Glass Fiber, UL 94V-0.
3. RJ45 Jack Contact :
  - 3-1. Material : Phosphor Bronze with Nickel plated.
  - 3-2. Finish : 50 micro-inch Gold plated on Plug contact area.
4. RJ45 Jack Shield : Bronze With Nickel plated.
5. IDC :
  - 5-1. Housing : PC+Glass Fiber, UL 94V-2.
  - 5-2. Terminal : Phosphor Bronze with Tin plated.
6. PCB : FR4, UL 94V-0.

Performance :

- a. T568A & T568B wiring printing on IDC.
- b. Insertion force : 30N max. (IEC 60603-7-5)
- c. Retention strength : 7.7 kg between Jack and Plug.
- d. Operating temperature : -10°C to 60°C. (ISO/IEC 11801, ANSI/TIA/EIA568 B.2)
- e. Life(mating cycles) :
  - \*Jack : 750 cycles min. (ISO/IEC 11801, IEC 60603-7-5)
  - \*IDC : Suitable for 22-26 AWG stranded and solid wire, Compatible with both 110 & Krone punch down tools.
- f. The Cat.5e transmission performance is in compliance with the ANSI/TIA/EIA 568 B.2 standard.

Remark : AAABB24001331XX  
(1)

(1)XX : Patch Panel color

01=Black(RAL9005), 02=Gray(RAL7035), 13=Ivory(RAL1013).

GENERAL TOLERANCE OF DIMENSIONS X.XXX ±0.005 X.XX ±0.05 X.X ±0.1	DRAWING	27.SEP.2010	WESLEY	
	CHECK	27.SEP.2010	JANE	
	APPROVAL	27.SEP.2010	JAIMY	
	DATE		NAME	ITEM NO.: 3J01-C01-00005
SCALE	1/4 (A4)	UNIT	mm	DES.: CAT.5E FULL SHIELDED PATCH PANEL
DRAWING NO. AAABB24001331XX		PPSA24-CE-KDXC(SA3)		
DRAWING CLASSIFICATION		S	SHEET 1 OF 1	