

SL400 F/U23

Data cable , Category 6

F/UTP, Class E, 250MHz

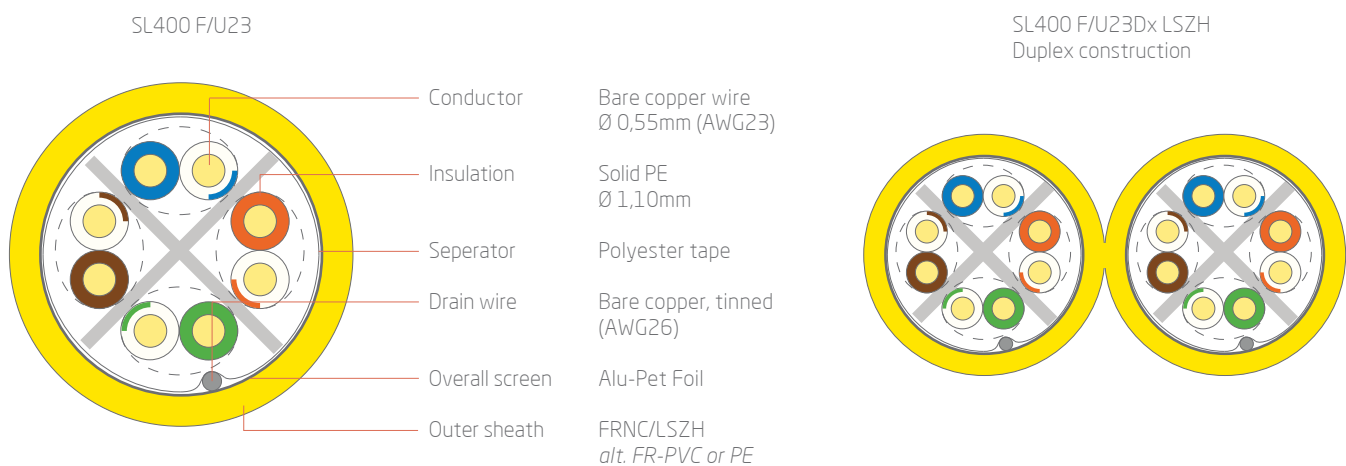
4x2xAWG23



Types
SL400 F/U23 PVC
SL400 F/U23 LSZH
SL400 F/U23Dx LSZH
SL400 F/U23 PE

PRODUCT INFORMATION

Cable constructions



Features and applications

Recber SL400 F/U23 is premium grade Class E data cable for building structured premises cabling, to support Ethernet protocol for installation in horizontal and backbone areas. They are characterized by large performance reserves and outstanding quality. It has excellent shielding efficiency due to overall foil screen.

Suitable for applications up to Class E (250MHz) 1GbE acc.to IEEE 802.3 ab, VoIP, Power over Ethernet (PoE)/PoE+, transmission of digital and analogue signals, voice, video and data applications. Services such as Ethernet 10 Base-T, Fast Ethernet 100 Base-T, ATM155, FDDI, token ring 4/16 Mbit/s or ISDN.

Standards

- International standard ISO/IEC 11801 2nd ed., IEC 61156-5
- European standard EN 50173-1, EN 50288-5-1
- U.S. Standards ANSI EIA/TIA 568-C.2

Flame resistancy

- Flame retardancy IEC 60332-1-2 (FR-PVC, FRNC/LSZH)
- Halogen free IEC 60754-1/2 (FRNC/LSZH)
- Smoke density IEC 61034-1/2 (FRNC/LSZH)



Low Voltage Directive 2006/95/EC
EC Directive 2011/65/EU

SL400 F/U23

Data cable , Category 6

F/UTP, Class E, 250MHz

4x2xAWG23

Electrical characteristics (HF) at 20 °C

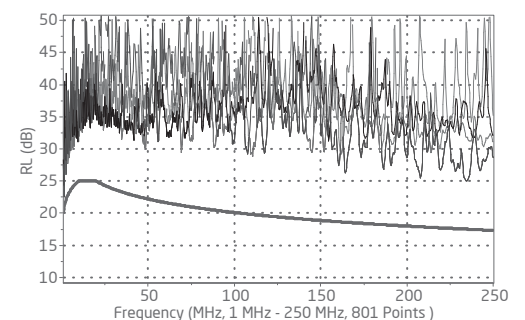
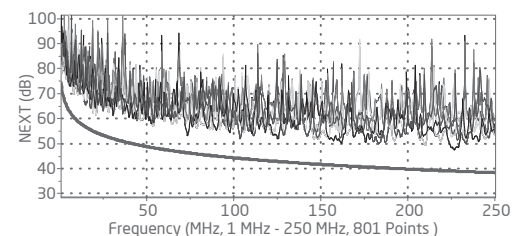
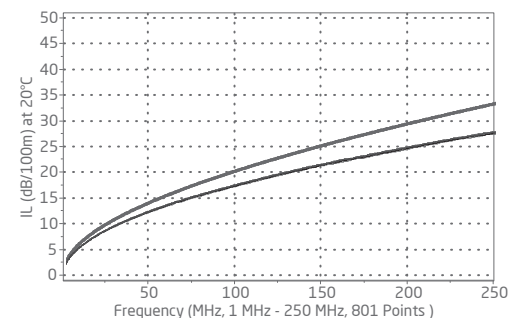
Frequency [MHz]	Attenuation [dB/100m]		NEXT [dB]		PS-NEXT [dB]		ACR [dB/100m]		PS-ACR [dB/100m]		ACR-F [dB/100m]		PS-ACR-F [dB/100m]		RL [dB]	
	typ.	max.	typ.	min.	typ.	min.	typ.	min.	typ.	min.	typ.	min.	typ.	min.	typ.	min.
1	1,9	2,1	84	66	81	64	82	63,9	79	61,9	85	66	82	64	26	20
4	3,8	3,8	78	65,3	75	63,3	74	61,4	71	59,4	77	58	74	55	31	23
10	5,9	6	72	59,3	69	57,3	66	53,3	63	51,3	68	50	64	47	32	25
16	7,4	7,6	67	56,2	64	54,2	60	48,6	57	46,6	63	45,9	60	42,9	34	25
31,25	10,5	10,7	62	51,9	59	49,9	51	41,1	48	39,1	51	40,1	48	37,1	36	23,6
62,50	15,1	15,5	60	47,4	57	45,4	45	31,9	42	29,9	44	34,1	41	31,1	32	21,5
100	19	19,9	54	44,3	51	42,3	35	24,4	32	22,4	35	30	32	27	32	20,1
250	31	33	50	38,3	47	36,3	19	5,3	16	3,3	19	22	16	19	30	17,3
300	36	-	45	-	42	-	15	-	12	-	14	-	11	-	28	-
400	41,6	-	42	-	39	-	10	-	7	-	8	-	5	-	26	-

Electrical characteristics (LF) at 20 °C

- DC resistance **max.** 76 Ω/km
- Resistance unbalance **max.** 2 %
- Insulation resistance **min.** 2 G Ω x km
- Mutual capacitance **nom.** 48 pF/m
- Capacitance unbalance **max.** 1500 pF/km
- Characteristic impedance **@ 100MHz** 100 ± 5 Ω
- Transfer impedance **@ 1/10/30MHz** 50/100/200 mΩ/m
- Coupling attenuation **min.** 55 dB (Type 1)
- Velocity of propagation **approx.** 67 %
- Propagation delay **nom.** 510 ns/100 m
- Skew at 100MHz **nom.** 25 ns/100 m
- Testing voltage **nom.** 1000 V
- Operating voltage **max.** 125 V

Mechanical characteristics

- Bending radius during installation **min.** 8 x D
- as installed **min.** 4 x D
- Tensile strength **max.** 110 N (Sx)¹, 220 N (Dx)¹
- Crush resistance **min.** 1000 N/10cm
- Impact strength **min.** 10 impacts
- Temperature range installation **min.** 0 °C to +50 °C
- in operation **min.** -20 °C to +60 °C (FR-PVC / LSZH)
-40 °C to +80 °C (PE)



Part no.	Dimensions	Outer dia. approx.[mm]	Cu content [kg/km]	Cable weight [kg/km]	Fire load [MJ/m] [kWh/m]	Sheath - Color	Packing [m]
506020	4 x 2 x 0,55	7,2	20	54	0,90 0,25	FR-PVC ²⁾ (RAL 7035)	500/1000
506023	4 x 2 x 0,55	7,2	20	55	0,85 0,24	FRNC/LSZH ³⁾ (RAL 1021)	500/1000
506032	2 x (4 x 2 x 0,55)	7,2 x 14,6	40	110	1,70 0,48	FRNC/LSZH ³⁾ (RAL 1021)	500
506026	4 x 2 x 0,55	7,2	20	46	1,50 0,42	PE ⁴⁾ (RAL 9011)	500/1000

¹⁾ Sx= Simplex , Dx= Duplex

²⁾ FR-PVC=Flame Reterdant Polyvinyl Chloride

³⁾ FRNC/LSZH=Flame Reterdant Non Corrosive / Low Smoke Zero Halogen

⁴⁾ PE=Polyethylene