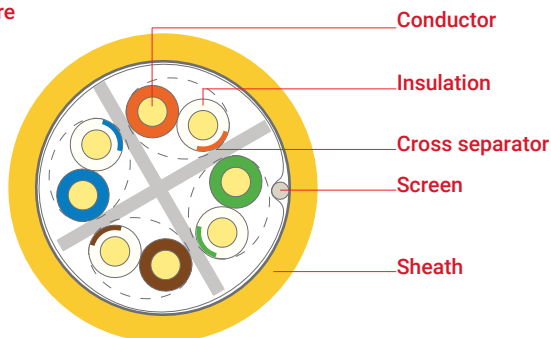




Cable structure



Electrolytic copper wire, Ø 23AWG

HDPE, in compliance with TIA 568 insulation colour coding
80°C, EN 50290-2-23

PE

Pet tape min. 100% coverage
Tinned copper drain wire, Ø 26AWG
Al-Pet tape min. 100% coverage
LSZH/LS0H - RAL 1018 Yellow, Ø 7.2 mm
70°C, EN 50290-2-27
PVC - RAL 7001 Grey, Ø 7.2 mm
TM51 70°C, EN 50290-2-22
PE - RAL 9011 Black, Ø 7.2 mm
80°C, EN 50290-2-24

Application

This data cable range is designed for analogue and digital signal transmission in audio, video and data applications in data communication systems supporting 250 MHz, 1.0 Gbit/s 1 Gigabit Ethernet. Cables meet the requirements of structural cabling standards including ANSI EIA/TIA 568, ISO/IEC 11801 and EN 50173 Class E.

IEEE 802.3:10Base-T; 100Base-T; 1000Base-T IEEE 802.5 16 MB; ISDN; TPDDI; ATM

Power over Ethernet (PoE) / PoE+

Standards

ISO/IEC 11801 2nd ed., IEC 61156-5
EN 50173-1, EN 50288-5-1
ANSI EIA/TIA 568-C.2

Fire performance

Vertical flame propagation EN 60332-1-2 (LSZH-PVC)

Corrosive gas EN 60754-1/2 (LSZH)

Smoke density EN 61034-2 (LSZH)

EU declaration of conformity

LVD	Low Voltage Directive	2014/35/EU
RoHS	Restriction of Hazardous Substances	2011/65/EU

Specifications

Temperature range	fixed	-20°C ...+60°C
	flexing	0°C ...+50°C

Bending radius	fixed	min.	4 x D
	flexing	min.	8 x D

Tensile strength	max.	100 N
Crushing strength	min.	1000 N/10 cm
Impact strength	min.	10 impacts

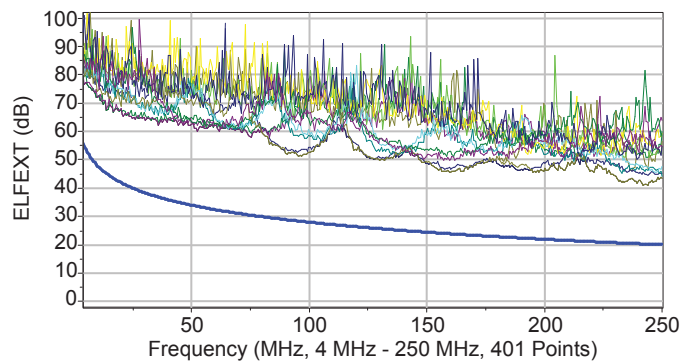
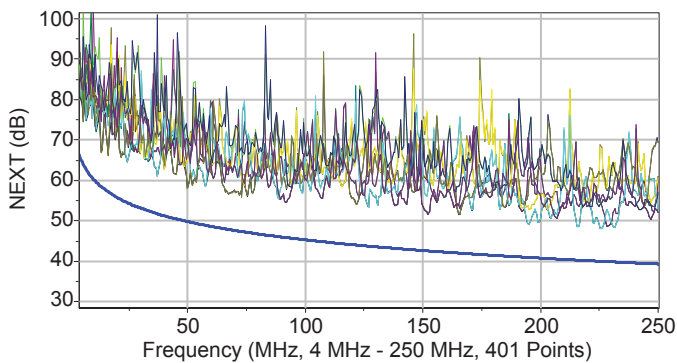
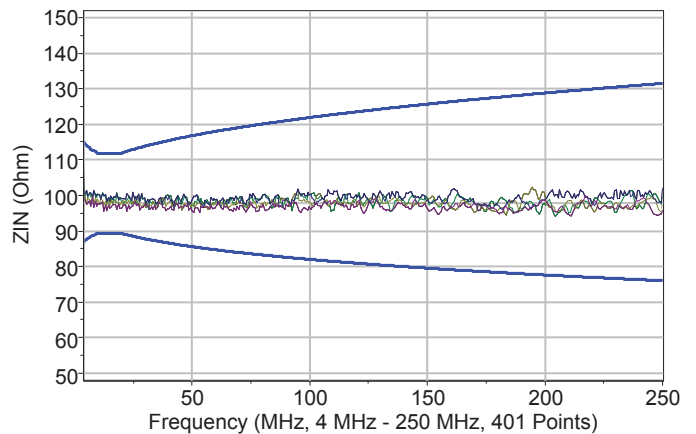
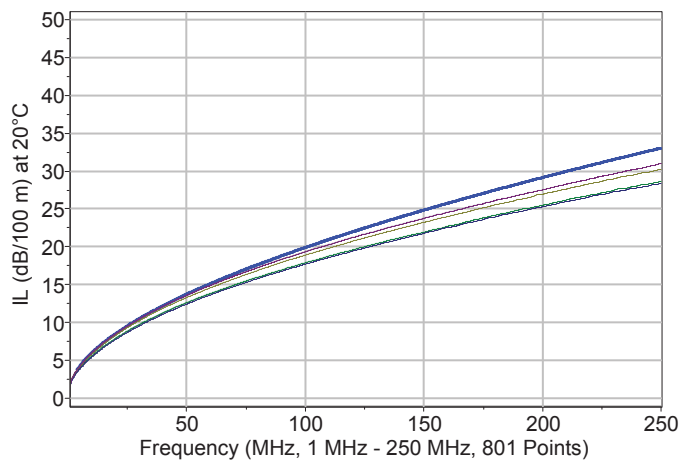
Conductor resistance	max.	85 Ω/km
Resistance imbalance	max.	2%
Insulation resistance	min.	5000 MΩ x m
Capacitance	nom.	50 pF/m
Capacity imbalance max.		1600 pF/km
Rated impedance		100 ± 5 Ω @100 MHz
Velocity of propagation		67-69%
Propagation delay	max.	537 ns/100 m
Signal delay	max.	45 ns/100 m
Test voltage		1000 V
Operating voltage	max.	125 V

TCL	min.	"Level 2"
Coupling attenuation		"Type II"
Transfer impedance		"Class 2"
Segregation class		"c" EN 50174-2

Specifications may vary depending on technical modifications.

Frequency [MHz]	Attenuation [dB/100 m] typ.max.		NEXT [dB] typ.max.		PS-NEXT [dB] typ.max.		ACR [dB/100 m] typ.max.		PS-ACR [dB/100 m] typ.max.		ACR-F [dB/100 m] typ.max.		PS-ACR-F [dB/100 m] typ.max.		RL [dB] typ.max.	
	1	2	1	2	1	2	1	2	1	2	1	2	1	2	1	2
1	1.9	2.1	82	66	79	64	80	63.9	77	61.9	85	66	82	64	26	20
4	3.8	3.8	76	65.3	73	63.3	72	61.4	69	59.4	77	58	74	55	31	23
10	5.9	6	70	59.3	67	57.3	64	53.3	61	51.3	68	50	64	47	32	25
16	7.4	7.6	65	56.2	62	54.2	58	48.6	55	46.6	63	45.9	60	42.9	34	25
31.25	10.5	10.7	60	51.9	57	49.9	49	41.1	46	39.1	51	40.1	48	37.1	36	23.6
62.50	15.1	15.5	58	47.4	55	45.4	43	31.9	40	29.9	44	34.1	41	31.1	32	21.5
100	19	19.9	52	44.3	49	42.3	33	24.4	30	22.4	35	30	32	27	32	20.1
250	31	33	48	38.3	45	36.3	17	5.3	14	3.3	19	22	16	19	30	173
300	36	-	43	-	40	-	13	-	10	-	14	-	11	-	28	-
400	41.6	-	40	-	37	-	8	-	5	-	8	-	5	-	26	-

IEC 61156-5, EN 50288-5-1



Product code	Cable structure	Diameter [mm]	Copper weight [kg/km]	Cable weight [kg/km]	Sheath colour	Packaging [m]
506023	SL400 F/U23 LSZH Cat 6 F/UTP 4x2x23AWG SL400	7.2	20	55	Yellow (RAL 1018)	500/1000
506079	F/U23 LSZH Cat 6 F/UTP 4x2x23AWG SL400 F/U23	7.2	20	55	Orange (RAL 2003)	500/1000
506093	LSZH Cat 6 F/UTP 4x2x23AWG SL400 F/U23Dx	7.2	20	55	Blue (RAL 5015)	500/1000
506032	LSZH Cat 6 F/UTP 2x(4x2x23AWG) SL400 F/U23	7.2x14.4	40	110	Yellow (RAL 1018)	500
506020	PVC Cat 6 F/UTP 4x2x23AWG SL400 F/U23 PE Cat	7.2	20	54	Grey (RAL 7001)	500/1000
506026	6 F/UTP 4x2x23AWG	7.2	20	46	Black (RAL 9011)	500/1000

Specifications may vary depending on technical modifications.