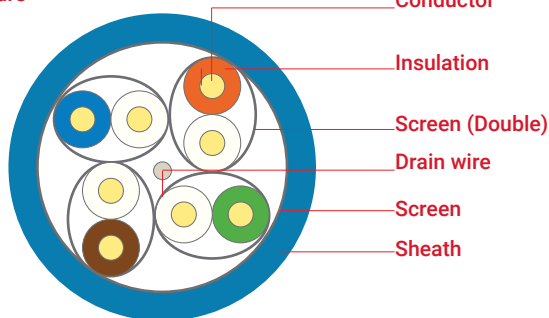




**Cable structure**



Conductor

Insulation

Screen (Double)

Drain wire

Screen

Sheath

Electrolytic copper wire, Ø 23AWG

Physical foam PE, in compliance with TIA 568 insulation colour coding 70°C, EN 50290-2-23

Al-Pet tape min. 100% coverage

Tinned copper drain wire, Ø 26AWG

Al-Pet tape min. 100% coverage

LSZH/LS0H - RAL 5015 Blue, Ø 7.0 mm 70°C, EN 50290-2-27

PVC - RAL 7001 Grey, Ø 7.0 mm

TM51 70°C, EN 50290-2-22

PE - RAL 9011 Black, Ø 7.0 mm

80°C, EN 50290-2-24

**Application**

Utilising physical foam insulation technology, this data cable range is designed for analogue and digital signal transmission in audio, video and data applications supporting 500 MHz, 10 Gbit/s 10 Gigabit Ethernet. Cables meet the requirements of structural cabling standards including ANSI EIA/TIA 568, ISO/IEC 11801 and EN 50173 Class EA.

IEEE 802.3:10Base-T; 100Base-T; 1000Base-T; 10GBase-T IEEE 802.5 16 MB; ISDN; TPDDI; ATM  
Power over Ethernet (PoE) / PoE+

**Standards**

ISO/IEC 11801 2nd ed., IEC 61156-5  
EN 50173-1, EN 50288-10-1  
ANSI EIA/TIA 568-C.2

**Fire performance**

Vertical flame propagation EN 60332-1-2 (LSZH-PVC)  
Corrosive gas EN 60754-1/2 (LSZH)  
Smoke density EN 61034-2 (LSZH)

**EU declaration of conformity**

LVD	Low Voltage Directive	2014/35/EU
RoHS	Restriction of Hazardous Substances	2011/65/EU

**Specifications**

Temperature range	fixed	-20°C ...+60°C
	flexing	0°C ...+50°C

Bending radius	fixed	min.	4 x D
	flexing	min.	8 x D

Tensile strength	max.	110 N
Crushing strength	min.	1000 N/10 cm
Impact strength	min.	10 impacts

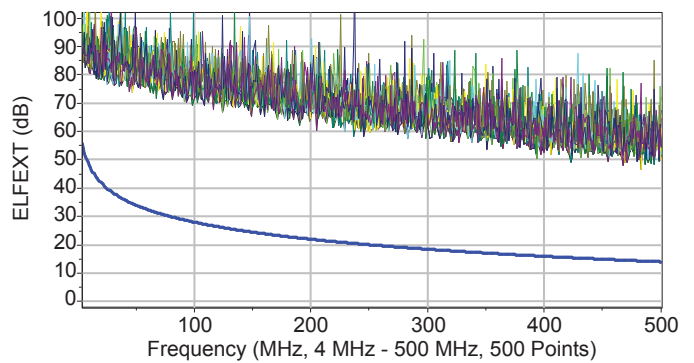
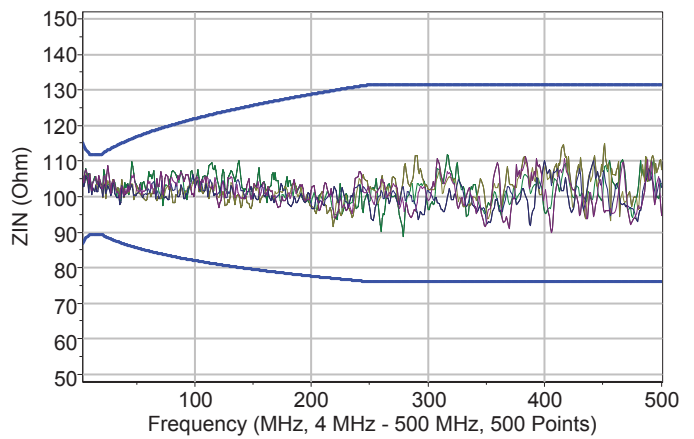
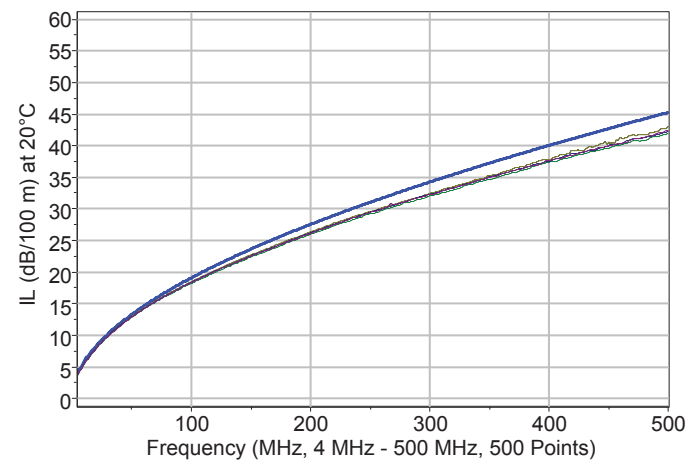
Conductor resistance	max.	75 Ω/km
Resistance imbalance	max.	2%
Insulation resistance	min.	5000 MΩ x m
Capacitance	nom.	42 pF/m
Capacity imbalance	max.	1600 pF/km
Rated impedance		100 ± 5 Ω @100 MHz
Velocity of propagation		78-80%
Propagation delay	max.	430 ns/100 m
Signal delay	max.	25 ns/100 m
Test voltage		1000 V
Operating voltage	max.	125 V

TCL	min.	"Level 2"
Coupling attenuation		"Type II"
Transfer impedance		"Class 2"
Segregation class		"c" EN 50174-2

Specifications may vary depending on technical modifications.

Frequency [MHz]	Attenuation [dB/100 m] typ.max.		NEXT [dB] typ.max.		PS-NEXT [dB] typ.max.		ACR [dB/100 m] typ.max.		PS-ACR [dB/100 m] typ.max.		ACR-F [dB/100 m] typ.max.		PS-ACR-F [dB/100 m] typ.max.		RL [dB] typ.max.	
1	1.9	2.1	95	75.3	92	72.3	93	73.2	90	70.2	100	68	97	65	26	20
4	3.5	3.8	95	66.3	92	63.3	91	62.5	88	59.5	100	56	97	53	27	23
10	5.6	5.9	95	60.3	92	57.3	89	54.4	86	51.4	92	48	89	45	30	25
16	6.9	7.5	95	57.2	92	54.2	88	49.8	85	46.8	88	43.9	85	40.9	30	25.7
31.25	9.80	10.5	95	52.9	92	49.9	85	42.4	82	39.4	82	38.1	79	35.1	30	23.6
62.50	14.1	15	95	48.4	92	45.4	81	33.4	78	30.4	76	32.1	73	29.1	30	21.5
100	17.7	19.1	95	45.3	92	42.3	77	26.2	74	23.2	72	28	69	25	30	20.1
250	29.5	31.1	85	39.3	82	36.3	55	8.3	52	5.3	64	20	61	17	24	17.3
400	38.8	40.1	80	36.3	77	33.3	41	-3.8	38	-6.8	57	16	54	13	23	15.9
500	43.5	45.3	75	34.8	72	31.8	31	-10.4	28	-13.4	55	14	52	11	22	15.2

IEC 61156-5, EN 50288-10-1



Product code	Cable structure	Diameter [mm]	Copperweight [kg/km]	Cable weight [kg/km]	Sheath colour	Packaging [m]
506047	SL500 F/F23 LSZH Cat 6A F/FTP 4x2x23AWG SL500	7.0	21	5 1	Blue (RAL 5015)	500/1000
506081	F/F23 LSZH Cat 6A F/FTP 4x2x23AWG SL500 F/F23	7.0	21	5 1	Orange (RAL 2003)	500/1000
506083	LSZH Cat 6A F/FTP 4x2x23AWG SL500 F/F23 LSZH	7.0	21	5 1	Green (RAL 6018)	500/1000
506084	Cat 6A F/FTP 4x2x23AWG SL500 F/F23 LSZH Cat	7.0	21	5 1	Grey (RAL 7035)	500/1000
506085	6A F/FTP 4x2x23AWG SL500 F/F23Dx LSZH Cat 6A	7.0	21	5 1	Yellow (RAL 1018)	500/1000
506065	F/FTP 2x(4x2x23AWG) SL500 F/F23 PVC Cat 6A F/	7.0x14.0	42	102	Blue (RAL 5015)	500
506041	FTP 4x2x23AWG SL500 F/F23 PE Cat 6A F/FTP	7.0	21	5 0	Grey (RAL 7001)	500/1000
506053	4x2x23AWG	7.0	21	45	Black (RAL 9011)	500/1000

Specifications may vary depending on technical modifications.